

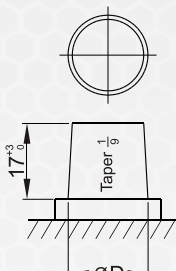
# BPC

# BATTERY POWER CENTRE


Physical Specification (mm)		
Nominal Voltage	12V	
Dimension	Length	197mm
	Width	129mm
	Container Height	210mm
	Total Height(with Terminal)	227mm
	Weight	Approx 9.4Kg
Acid	1.28030.015g/cm <sup>3</sup> (25°C)	
Standard Terminal	1	
Cell layout	2	
Hold-Down	B01	

Electrical Specification	
Cold Cranking Performance Amps@0°F(-18°C)	400CCA

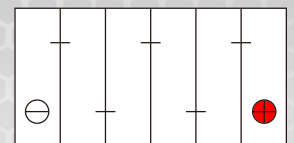
Standard Terminal (mm)		
Terminal Type	B	
	Positive	Negative
1	19.5 <sup>0</sup> <sub>-0.3</sub>	17.9 <sup>0</sup> <sub>-0.3</sub>



Dimensions (mm)



Cell Layout



**AUTOMOTIVE SERIES**

# NS40ZL SCMF

# 400 CCA